



STE100A-232

RS232 Serial Server

STE100A-Serial

RS485/232 Serial Server

The IP Device Server provides the serial device server for hosts to control RS-232, 2 or 4 wire asynchronous RS-422/485 serial devices located virtually anywhere through a TCP/IP or UDP/IP connection. The Device Server has the DB9 port connection on one side, and a 10/100 Mbps Ethernet connection on the other side. It connects serial devices such as PLC, alarm sensors and PTZ camera control to IP networks. Applications include industrial/factory automation, public safety and surveillance systems. The IP Device Server Windows driver is designed to control the IP Serial Server devices. The driver installs a virtual COM on Windows which maps the virtual COM port to the IP address of the IP Serial Server device across the network, enabling the Windows applications to access remote serial devices over Ethernet. IP Device Server can function as a UDP or a server or client for TCP connection. The application scenarios are direct IP mode, virtual COM mode, and paired mode.

Features

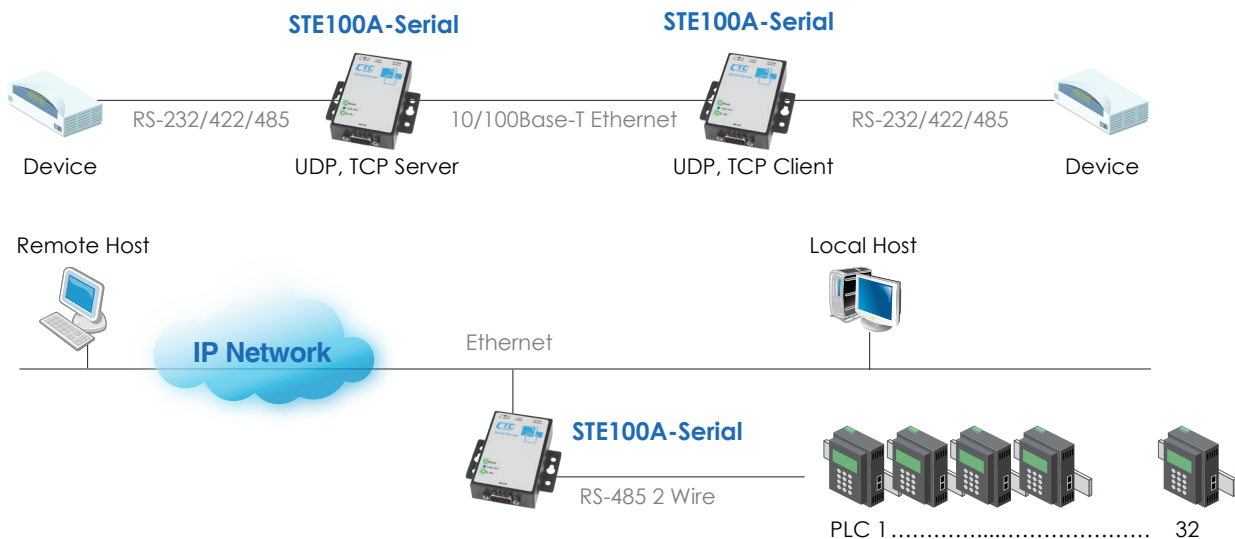
- Supports Web Management
- Supports IETF RFC4553 Structure-Agnostic TDM over Packet (SAToP), Metro Ethernet Forum MEF8
- 8 /16 x E1 NRZ Serial Interface with LOS/AIS detection
- Use Raw Encapsulation method for PDH payload over IP packet
- Supports Circuit Emulation Service over IP
- Complies with IETF draft standard for CESoPSN and SAToP; Metro Ethernet Forum MEF8 IA
- Supports both Point-to-Point and Point-to-Multipoint operation
- Configurable IEEE 802.3 DA/SA assignment
- Supports 8/16 independent Adaptive Clock recovery block for Ingress PDH (PSN->TDM) clock generation. Recovered clock jitter is compliant with ITU-T G.823 (E1 Jitter Control)
- Independent configurable jitter buffer depth to compensate up to 250ms of Packet Delay Variation
- Lost packets processing / compensation via PW (Pseudo Wire) control field Sequence Number
- PDH LOS detection triggered PW L field or payload AIS generation at Egress direction (TDM->PSN)
- LED alarm display for E1 Power failure status

Specifications

General	LED	Ready, TP Link/Act, Data TX/RX
	OS supported	Windows XP / 2000 / 2003 / 2008 / VISTA / WIN7 / WIN8 / WIN10
Serial Interface	STE100A-Serial I : RS-232/422/485 STE100A-232 : RS-232	
Serial Connector	DB9 Male	
Baudrate	110 to 230.4Kbps	
Data bits	5, 6, 7, 8	
Stop bits	1, 1.5 for Data bits 5 mode; 1, 2 for data bits 6, 7, 8 mode	
Parity	None, Even, Odd	
Flow Control	None or RTS / CTS for RS-232 Full Duplex(4-Wire) or Half Duplex(2-Wire) for RS-422/485	
Data Packing Delimiter	1,2	

LAN Interface	RJ-45 connector, IEEE802.3 10/100Base-TX
Communication Modes	TCP Server, TCP Client, Virtual COM mode, UDP
Protocols	TCP, UDP, IP, ARP, ICMP, HTTP, DHCP
Management	Web pages, Firmware upgrade
Security	Password Access
Power	12VDC
Operating Temperature	0 ~ 60°C
Storage Temperature	-10 ~ 70°C
Humidity	0 – 90% non-condensing
DIN rail mount	Yes
Panel mount	Yes
Dimensions	85.8 x 84.2 x 22mm (D x W x H) with DIN-Rail Mounting Kit
Certifications	CE, FCC

Application



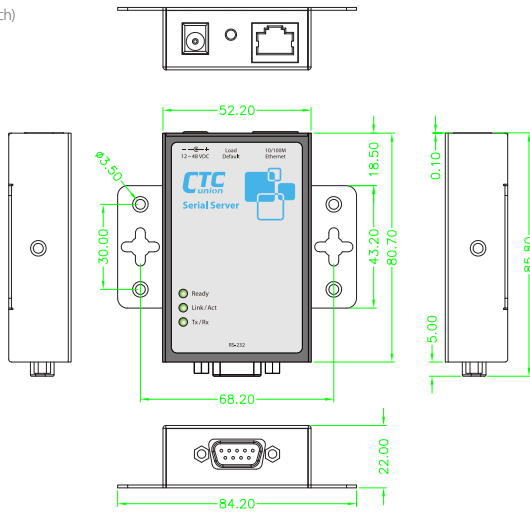
Appearance



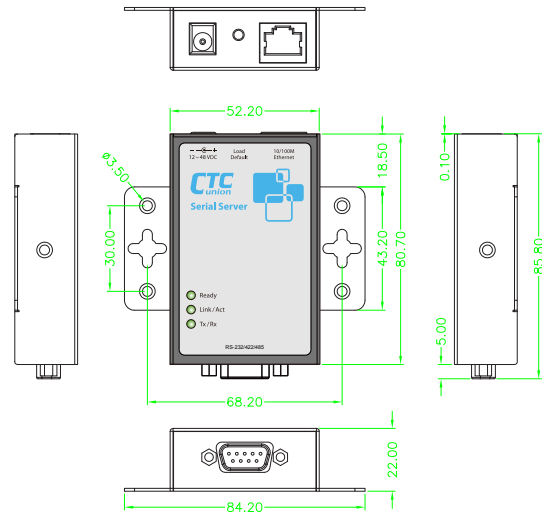
Dimensions

STE100A-232

Unit: mm (inch)



STE100A-Serial



Ordering Information

Model Name	Description
STE100A-232	1-port RS232 device server with AC power adapter
STE100A-Serial	1-port RS232/422/485 device server with AC power adapter
Optional accessories	
STE100A-Serial-WT	STE100A-Serial DB9 wiring terminal
STE100A/DRK01	STE100A/RS232,STE100A/Serial DIN-Rail Mounting Kit
Optional Power	
DC-APT/12V	-48VDC to 12VDC Adapter - 0.83 Amp, 10 Watts ,Output 12VDC, Input -48VDC

