



IGS-501S

5x 10/100/1000Base-T + 1x 100/1000Base-X SFP

IGS-500

5x 10/100/1000Base-T

IGS-800

8x 10/100/1000Base-T



These models are 5/8-port 10/100/1000Base-T Ethernet unmanaged Gigabit switches, with either 1 or 0 port 1000Base-X SFP port, that provide stable and reliable Ethernet transmission. Housed in rugged DIN rail or wall mountable enclosures, these switches are designed for harsh environments, such as industrial networking, intelligent transportation systems (ITS) and are also suitable for many military and utility market applications where environmental conditions exceed commercial product specifications (See Figure 1). Standard operating temperature range models (-10 to 60°C) and wide operating temperature range models (-40 to 75°C) fulfill the special needs of industrial automation applications.

Features

- 5x 10/100/1000Base-T RJ-45 + 1x100/1000Base-X SFP (IGS-501S)
- 5x 10/100/1000Base-T RJ-45 (IGS-500)
- 8x 10/100/1000Base-T RJ-45 (IGS-800)
- Supports broadcast storm protection
- Supports power failure alarm message by relay
- Supports flow control
- Jumbo frame support
- Support IEEE802.3az Green Ethernet
- Supports auto-negotiation and auto-MDI/MDI-X
- Redundant dual DC input power 12/24/48VDC (9.6~60VDC)
- IP30 rugged metal housing, Fanless
- Supports DIN Rail or wall mounting installation
- Wide operating temperature -40~75°C (-E model)
- EN50121-4, CE, FCC Certification
- Heavy industrial grade EMS, EMI, EN61000-6-2, EN61000-6-4 certified

Specifications

IEEE Standard	IEEE 802.3 10Base-T Ethernet IEEE 802.3u 100Base-TX, 100Base-FX, Fast Ethernet IEEE 802.3ab 1000Base-T Gbit/s Ethernet over twisted pair IEEE802.3x Flow Control IEEE 802.3z 1000Base-X Gbit/s Ethernet over Fiber-Optic
Switch Architecture	Back-plane (Switching Fabric): 12Gbps (IGS-501S) 10Gbps (IGS-500) 16Gbps (IGS-800) Full wire-speed
Data Processing	Store and Forward
Flow Control	IEEE 802.3x flow control for Full duplex, back pressure for half duplex
Provides Broadcast Storm Protection	Supported
Jumbo Frame	9.6KBytes
MAC Address Table	8K
Packet Buffer Size	128KByte
Network Connector	5 x 10/100/1000Base-T RJ-45 (IGS-500, IGS-501S) 8 x 10/100/1000Base-T RJ-45 (IGS-800) 1x 100/1000Base-X SFP connector (only for IGS-501S) 10/100/1000Base-TX auto negotiation speed, Auto MDI/MDI-X function, Full/Half duplex
Network Cable	10Base-T: 2-pair UTP/STP Cat. 5 cable EIA/TIA-568 100-ohm (100m) 100Base-TX: 2-pair UTP/STP Cat. 5 cable EIA/TIA-568 100-ohm (100m) Fiber Cable (Multi-mode): 50/125um, 62.5/125um (only for IGS-501S) Fiber Cable (Single-mode): 9/125um (only for IGS-501S)
Protocols	CSMA/CD
LED	Per unit: Power 1 (Green), Power 2 (Green), Fault (Amber) Per RJ45 Link/Act 1000 (Yellow) Link/Act 10/100 (Green) Fiber LED Link/Act (Green)
DIP SW	DIP 1 ON : Disable OFF : Enable power failure alarm DIP 2 ON : Disables broadcast storm protection OFF : Enable broadcast storm protection

DIP SW	Green Ethernet DIP 3 ON : Disable Green Ethernet OFF : Enable 802.3az Green Ethernet DIP 4 SFP speed (only for IGS-501S) ON : 100M OFF : 1000M																
Reverse Polarity Protection	Supported for Power Input																
Overload Current Protection	Supported																
Power Supply	Redundant Dual DC 12/24/48V (9.6~60VDC), or AC 24V (18~36VAC) Input power (Removable Terminal Block)																
Power Consumption	<table border="1"> <thead> <tr> <th>Input</th> <th>IGS-500</th> <th>IGS-501S</th> <th>IGS-800</th> </tr> </thead> <tbody> <tr> <td>12VDC</td> <td>3.3W</td> <td>3.9W</td> <td>7.0W</td> </tr> <tr> <td>24VDC</td> <td>3.4W</td> <td>3.9W</td> <td>7.0W</td> </tr> <tr> <td>48VDC</td> <td>4.8W</td> <td>5.3W</td> <td>8.7W</td> </tr> </tbody> </table>	Input	IGS-500	IGS-501S	IGS-800	12VDC	3.3W	3.9W	7.0W	24VDC	3.4W	3.9W	7.0W	48VDC	4.8W	5.3W	8.7W
Input	IGS-500	IGS-501S	IGS-800														
12VDC	3.3W	3.9W	7.0W														
24VDC	3.4W	3.9W	7.0W														
48VDC	4.8W	5.3W	8.7W														
Alarm Relay Contact	Relay outputs with current carrying capacity of 1 A @24VDC, NC																
Removable Terminal Block	Provides 2 redundant power, alarm relay contact, 6 Pin																
Operating Temperature	-10°C~60°C (IGS-501S, IGS-500, IGS-800) -40°C~75°C (IGS-501S-E, IGS-500-E, IGS-800-E)																
Operating Humidity	5% to 95% (Non-condensing)																
Storage Temperature	-40 ~ 85°C																
Housing	Rugged Metal, IP30 Protection and fanless																
Dimensions	106 x 31.6 x 142 mm (D x W x H)																
Weight	0.415kg (IGS-501S) 0.41kg (IGS-500) 0.44kg (IGS-800)																
Installation Mounting	DIN Rail mounting, or wall mounting (Optional)																
MTBF	1,101,374 hrs (IGS-501S) 1,154,166hrs (IGS-500) 747,984hrs (IGS-800) (MIL-HDBK-217)																
Warranty	5 years																
Certification																	
EMC/EMS	CE																
EMI (Electromagnetic Interference)	FCC Part 15 Subpart B Class A, CE																
Railway Traffic	EN50121-4																

Immunity for Heavy Industrial Environment	EN61000-6-2
Emission for Heavy Industrial Environment	EN61000-6-4
EMS (Electromagnetic Susceptibility) Protection Level	EN61000-4-2 (ESD) Level 3, Criteria B EN61000-4-3 (RS) Level 3, Criteria A EN61000-4-4 (Burst) Level 3, Criteria A

EMS (Electromagnetic Susceptibility) Protection Level	EN61000-4-5 (Surge) Level 3, Criteria B EN61000-4-6 (CS) Level 3, Criteria A EN61000-4-8 (PFMF, Magnetic Field) Field Strength: 300A/m, Criteria A
Shock	IEC 60068-2-27
Freefall	IEC 60068-2-32
Vibration	IEC 60068-2-6

Application

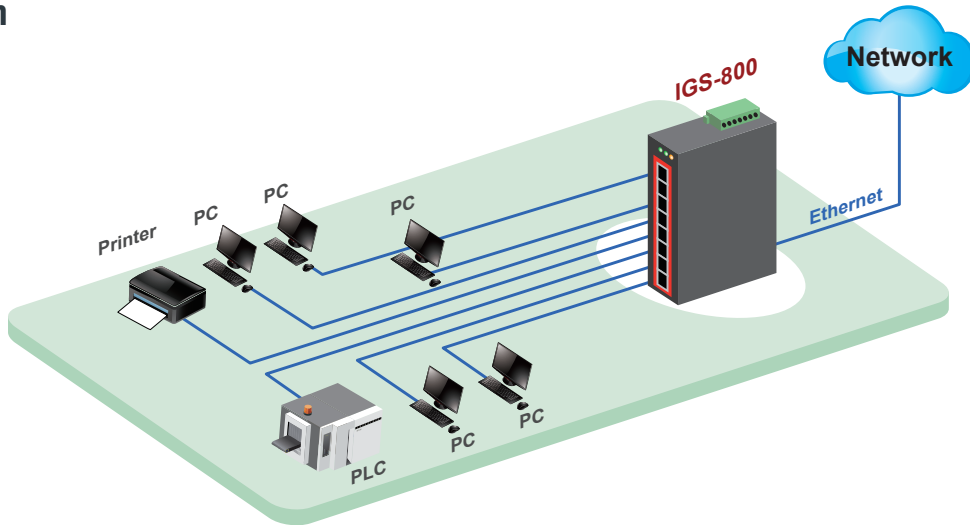
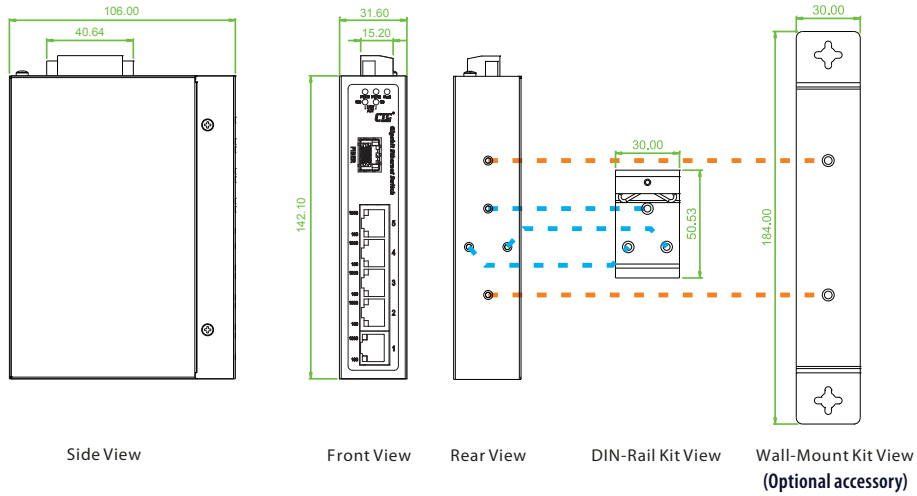


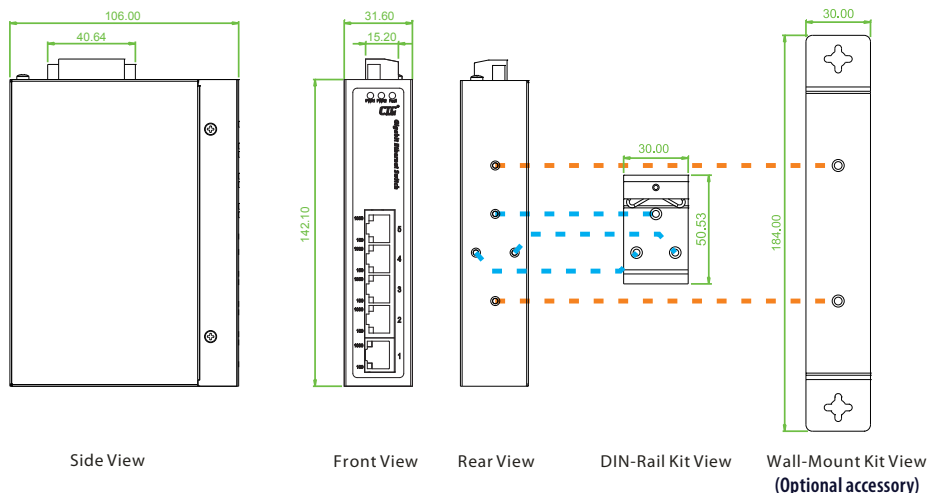
Figure 1 : IGS-800 Gigabit Ethernet Switch Transmission

Dimensions

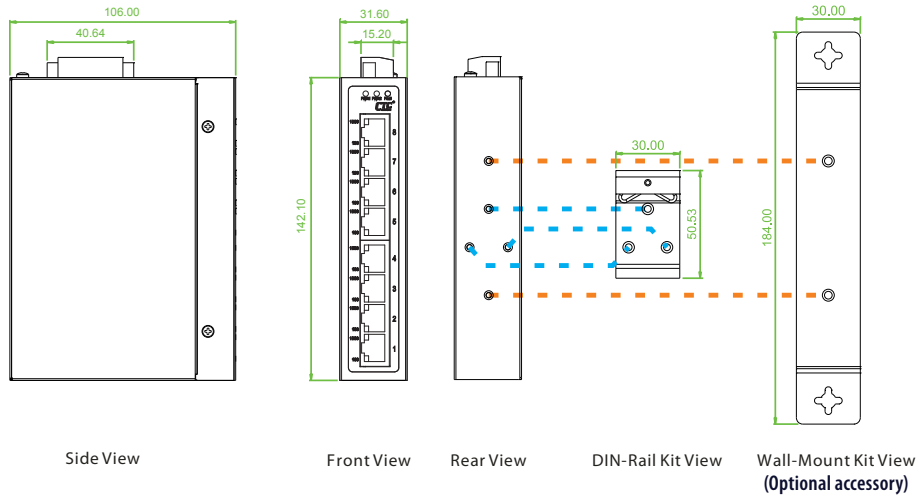
► IGS-501S



► IGS-500



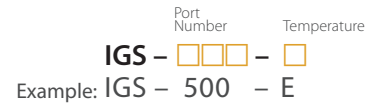
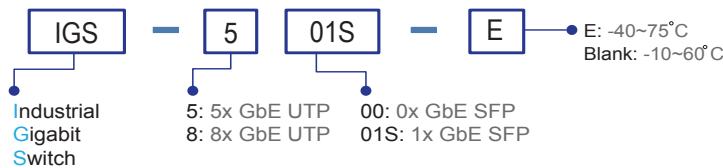
▶ IGS-800



Ordering Information

Model Name	Total Port	RJ45 UTP port	Fiber Port	Power Input	Certification				Operating Temperature
		10/100/1000 Base-T	100/1000Base-X	Redundant	Railway EN50121-4	EN61000-6-2 EN61000-6-4	CE	FCC	
IGS-501S	6	5	1x SFP	12/24/48VDC	V	V	V	V	-10~60°C
IGS-501S-E	6	5	1x SFP	12/24/48VDC	V	V	V	V	-40~75°C
IGS-500	5	5		12/24/48VDC	V	V	V	V	-10~60°C
IGS-500-E	5	5		12/24/48VDC	V	V	V	V	-40~75°C
IGS-800	8	8		12/24/48VDC	V	V	V	V	-10~60°C
IGS-800-E	8	8		12/24/48VDC	V	V	V	V	-40~75°C

Model Naming Rule



Optional Accessories

Wall mount kit accessories

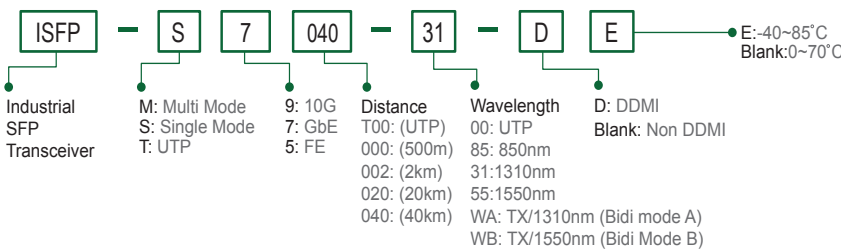
IND-WMK01	Wall Mount kit for Industrial product (184 x 30mm)
-----------	--

Industrial SFP Transceiver

The ISFP series of industrial grade SFP modules have been fully tested with the IGS-501S product for guaranteed compatibility and performance. The best performance can be guaranteed even in mission-critical applications. (Please see CTC Union's Industrial SFP datasheet for more details and more items.)

ISFP-M7000-85-(E)	Industrial SFP GbE 1000Base-SX, M/M, 500 meter, wave length 850nm, 7.5dB, LC, -10~70°C (-40~85°C)
ISFP-S7020-31-(E)	Industrial SFP 1000Base-LX, S/M, 20km, wave length 1310nm, 15dB, LC, -10~70°C (-40~85°C)
ISFP-T7T00-00-(E)	Industrial SFP 1000Base-T UTP 100meter, -10~70°C (-40~85°C)
ISFP-M5002-31-(E)	Industrial SFP 155M 100Base-FX, MM, 2km, wave length 1310nm, 12dB, LC, -10~70°C (-40~85°C)
ISFP-S5030-31-(E)	Industrial SFP 155M 100Base-FX, SM, 30km, 1310nm, 19dB, LC, -10~70°C (-40~85°C)

SFP Naming Rule



Package List

- One device of the series
- Protective caps for SFP ports (for IGS-501S)
- Quickly installation guide
- Din Rail with screws
- Terminal block