

ITP-G802SM

EN50155 IP67 Managed 8x 10/100/1000Base-T + 2x100/1000Base-X SFP Switch

ITP-G800M

EN50155 IP67 Managed 8x 10/100/1000Base-T Switch



ITP-G802SM series are managed industrial grade Gigabit switches and/or 2 SFP Gigabit/Fast Ethernet ports that provide stable and reliable Ethernet transmission. The ITP-G802SM series provide L2 management functions supported include STP/RSTP/MSTP/ ITU-T G.8032 Ring and multiple u-Ring for redundant cabling, layer 2 Ethernet IGMP, VLAN, QoS, Security, IPv6, bandwidth control, port mirroring, cable diagnostic and Green Ethernet.

Housed in rugged DIN rail or wall mountable enclosures, these switches are designed for the harshest environments. Especially, ITP-G802SM series switches use M12 connectors to ensure tight, robust connections and to guarantee reliable and anti environmental disturbances operation, such as vibration and shock. ITP-G802SM series are compliant with EN 50155, covering power input voltage, surge, EFT, ESD, vibration, shock, thus making the switches suitable for industrial applications, such as vehicle, rolling stock, ship, vessel.

ITP-G802SM series are IP67 rated to protect against dust and water submersion. They are particularly used in environments with extreme temperature, high humidity, oil, dust and in outdoor environments requiring water-proof applications such as automation, city security. ITP-G802SM series can also work with CTC Management platform SmartView to provide convenient, real-time and centralized network management.

Features

- 8x 10/100/1000Base-T M12 and 2x 100/1000Base-X SFP Fiber (Total 10 Port) (ITP-G802SM)
- 8x 10/100/1000Base-T M12 (ITP-G800M)
- M12 and M23 connector against vibration and shock
- IP67 water proof design against dust and water
- Redundant and wide input range voltage ,Low voltage (12/24/48VDC) and High Voltage (110/220VDC or 110/220VAC)
- UL60950-1, CE, FCC, Rail Traffic EN50155, EN50121-4 certified
- Industrial Grade EMS, EMI, EN61000-6-2, EN61000-6-4 certified
- Cable diagnostic, Measuring cable OK or broken point distance
- Supports Green Ethernet IEEE802.3az EEE (Energy Efficient Ethernet) management to optimize the power consumption
- STP, RSTP, MSTP, ITU-T G.8032 Ethernet Protection Ring (EPR) for redundant cabling
- Provide up to 5 instances that each supports u-Ring, u-Chain or Sub-Ring type for flexible uses
- **u-Ring** for Redundant Cabling, recovery time < 10ms in 250 maximum devices
- DHCP client/Relay/Snooping/Snooping option 82/Relay option 82
- QoS, Traffic classification QoS, CoS, bandwidth control for Ingress and Egress, Storm Control, DiffServ
- IEEE802.1q VLAN, MAC based VLAN, IP subnet based VLAN, Protocol based VLAN, VLAN translation, MVR
- Dynamic IEEE 802.3ad LACP Link Aggregation, Static Link Aggregation
- IGMP snooping V1/V2/V3, IGMP Filtering/ Throttling, IGMP query, IGMP proxy reporting, MLD snooping V1/V2
- Security : Port based and MAC based IEEE802.1X, RADIUS, ACL, TACACS+, HTTP/HTTPS, SSL/SSH v2
- Software upgrade via TFTP and HTTP, redundant firmware to avoid in case of upgrade failure
- RMON, MIB II, Port mirroring, Event syslog, DNS, NTP/SNTP, IEEE802.1ab LLDP
- Supports IPv6 Telnet server /ICMP v6
- CLI, Web based management, SNMP v1/v2c/v3, Telnet server for management
- Support **SmartView** for Centralized Management

Specifications

Standard	IEEE 802.3	10Base-T 10Mbit/s Ethernet	Data Processing Store and Forward	
	IEEE 802.3u	100Base-TX, 100Base-FX, Fast Ethernet		
	IEEE 802.3ab	1000Base-T Gbit/s Ethernet over twisted pair		Flow Control IEEE 802.3x for full duplex mode Back pressure for half duplex mode
	IEEE 802.3z	1000Base-X Gbit/s Ethernet over Fiber-Optic		
	IEEE 802.1d	STP (Spanning Tree Protocol)		Network Connector 8xM12 (8-Pin, Female,A-Code) 10/100/1000Base-T auto negotiation speed, Auto MDI/MDI-X function, Full/Half duplex Water proof Fiber Cable Gland support for 2 X 100/1000 Base-X dual speed mode SFP slot, with DDMI (for ITP-G802SM)
	IEEE 802.1w	RSTP (Rapid Spanning Tree Protocol)		
	IEEE 802.1s	MSTP (Multiple Spanning Tree Protocol)		
	ITU-T G.8032 / Y.1344	ERPS (Ethernet Ring Protection Switching)		
	IEEE 802.1Q	Virtual LANs (VLAN)		
	IEEE 802.1X	Port based and MAC based Network Access Control, Authentication		
	IEEE 802.3ad	Link aggregation for parallel links with LACP(Link Aggregation Control Protocol)		
	IEEE 802.3x	Flow control for Full Duplex		
	IEEE 802.1ad	Stacked VLANs, Q-in-Q		
	IEEE 802.1p	LAN Layer 2 QoS/CoS Protocol for Traffic Prioritization		
	IEEE 802.1ab	Link Layer Discovery Protocol (LLDP)		Console RS-232 (5-pin A-Code M12 male)
	IEEE 802.3az	EEE (Energy Efficient Ethernet)		
VLAN ID	4094 IEEE802.1Q VLAN VID	Network Cable UTP/STP above Cat. 5e cable EIA/TIA-568 100-ohm (100m)		
Switch Architecture	Back-plane (Switching Fabric): 20Gbps (ITP-G802SM)	Protocols CSMA/CD		
	16Gbps (ITP-G800M)	Reverse Polarity Protection Present		
		Overload Current Protection Present		
		CPU Watch Dog Present		
		LED Per unit: Power 1 (Green), Power 2 (Green), Fault (Amber), CPU Act (Green), Ring Master (Yellow) Per UTP port: 10/100 Link/Active (Green) 1000 Link/Active (Amber) SFP Fiber Per port: Link/Active (Green)		
		Jumbo Frame 9.6KB		
		MAC Address Table 8K		

Specifications & design are subject to change without prior notice. Please visit CTC Union website for more details.

Power Supply	Redundant Dual input, Optional Low or High voltage . Low voltage 12/24/48V (8.4~60VDC) , High voltage 110/220VDC (88~300VDC) , or 110/220VAC (88~265VAC)
Power Consumption	TBD
Warning Message	System Syslog, SMTP/ e-mail event message, alarm relay
Alarm Relay Contact	5-pin A-code M12 male Relay outputs with current carrying capacity of 1 A @24VDC
Operating Temperature	-10 ~ 60°C (ITP-G802SM, ITP-G800M) -40 ~ 75°C (ITP-G802SM-E, ITP-G800M-E)
Operating Humidity	5% to 95% (Non-condensing)
Storage Temperature	-40 ~ 85°C
Housing	Rugged Metal, IP67 water proof protection, Fan-less
Dimensions	168x240x70 mm (D x W x H)
Weight	TBD
Installation Mounting	DIN Rail mounting or wall mounting
Certification	
EMC	CE

Software Specifications

Topology	
VLAN	IEEE 802.1q VLAN, up to 4094 IEEE 802.1q VLAN, up to 4094 Groups IEEE 802.1ad Q-in-Q MAC-based VLAN, up to 256 entries IP Subnet-based VLAN, up to 128 entries Protocol-based VLAN(Ethernet, SNAP, LLC), up to 128 entries VLAN Translation, up to 256 entries MVR (Multicast VLAN Registration)
Link Aggregation (Port Trunk)	Static (Hash with SA, DA, IP, TCP/UDP port), up to 5 trunk group Dynamic (IEEE 802.3ad LACP), up to 5 trunk group
Spanning Tree	IEEE802.1d STP IEEE802.1w RSTP IEEE802.1s MSTP
Multiple u-Ring	up to 5 instances that each supports u-Ring, u-Chain or Sub-Ring type for flexible uses, and maximum up to 5 Rings. Recovery time <10ms The maximum number of devices allowed in a Ring supported ring is 250.
Loop Protection	Present
ITU-T G.8032 / Y.1344 ERPS (Ethernet Ring Protection)	Recovery time <50ms Single Ring, Sub-Ring, Multiple ring topology network
QoS Feature	
Class of Service	IEEE802.1p 8 active priorities queues for per port
Traffic Classification QoS	IEEE802.1p based CoS IP Precedence based CoS IP DSCP based CoS QCL(QoS Control List): Frame Type, Source/Destination MAC, VLAN ID, PCP, DEI QCE(QoS Control Entry): Protocol, Source IP, IP Fragment, DSCP, TCP/UDP port number
Bandwidth Control for Ingress	Rate in steps: 1 kbps / Mbps / fps / kfps Range: 100 kbps to 1Gbps / 1fps to 3300kfps Rate Unit: bit or frame
Bandwidth Control for Egress	Rate in steps: 1 kbps / Mbps Range: 100 kbps to 1Gbps Rate Unit: bit Per queue / Per port shaper
DiffServ (RF 2474) Remark	
Storm Control	for Unicast, Broadcast, Multicast
IP Multicasting Feature	
IGMP / MLD Snooping	IGMP Snooping v1, v2, v3 / MLD Snooping v1, v2 Port Filtering Profile Throttling
IGMP / MLD Snooping	Fast Leave Maximum Multicast Group: up to 1022 entries Query / Static Router Port
Security Features	
IEEE 802.1X	Port-Based MAC-Based
ACL	Number of rules: up to 256 entries for L2 / L3 / L4

EMI (Electromagnetic Interference)	FCC Part 15 Subpart B Class A, CE EN55022 Class A
Railway Traffic	EN50155, EN50121-4
Immunity for Heavy Industrial Environment	EN61000-6-2
Emission for Heavy Industrial Environment	EN61000-6-4
EMS (Electromagnetic Susceptibility) Protection Level	EN61000-4-2 (ESD) Level 3, Criteria B EN61000-4-3 (RS) Level 3, Criteria A EN61000-4-4 (Burst) Level 3, Criteria A EN61000-4-5 (Surge) Level 3, Criteria B EN61000-4-6 (CS) Level 3, Criteria A EN61000-4-8 (PFMF, Magnetic Field) Field Strength: 300A/m, Criteria A
Safety	UL60950-1 (Pending)
Shock	IEC-61373
Freefall	IEC 60068-2-32
Vibration	IEC-61373
MTBF	TBD (MIL-HDBK-217)
Warranty	5 years

RADIUS authentication & accounting	
TACACS+ authentication & accounting, TACACS+ 3.0	
HTTPS, HTTP	
SSL / SSH v2	
User Name	Local Authentication
Password Authentication	Remote Authentication (via RADIUS / TACACS+)
Management Interface Access	Web, Telnet / SSH , CLI RS-232 console
Filtering	
Management Features	
CLI	
Web Based Management	
Telnet	Server
SNMP	V1, V2c, V3
SW & Configuration Upgrade	TFTP, HTTP Redundant firmware in case of upgrade failure
RMON	RMON I (1, 2, 3, 9 group), RMON II
MIB II	RFC 1213
DHCP	Client Relay Snooping Snooping option 82 Relay option 82
IP Source Guard	
Port Mirroring	
Event Syslog	Syslog server (RFC3164) (Support 1 server)
Warning Message	System syslog, e-mail, alarm relay
DNS	Client, Proxy
NTP / SNTP	
LLDP (IEEE 802.1ab)	Link Layer Discovery Protocol LLDP-MED
IPv6 Features	
IPv6 Management	Telnet Server/ICMP v6
SNMP over IPv6	
HTTP over IPv6	
SSH over IPv6	
IPv6 Telnet Support	
IPv6 NTP / SNTP Support	
IPv6 TFTP Support	
IPv6 QoS	
IPv6 ACL	Number of rules: up to 256 entries L2 / L3 / L4
Others Features	
Green Ethernet	Supports IEEE802.3az EEE (Energy Efficient Ethernet) Management to optimize the power consumption Determine the cable length and lowering the power for ports with short cables
Green Ethernet	Lower the power for a port when there is no link LED Power Management :Adjustment LEDs intensity
Cable Diagnostic	Measuring cable OK or broken point distance

Application

Figure 1: ITP Series in Onboard Train Application

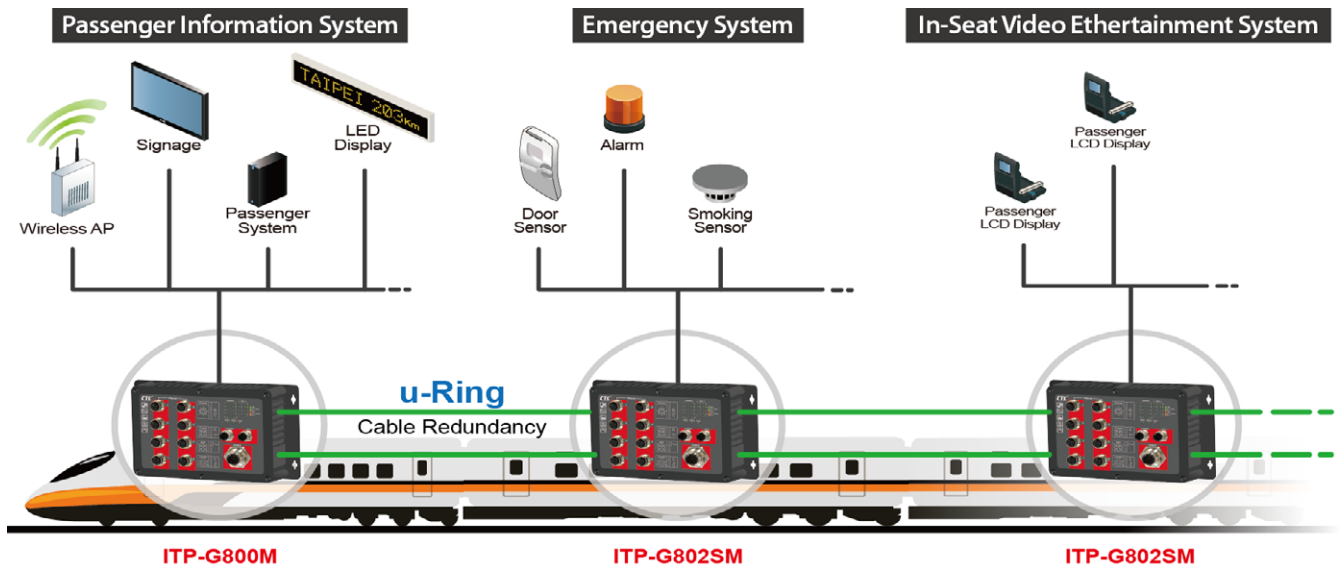


Figure 2: ITP Series for Industrial Automation



Figure 3: An illustration of u-Ring instances configured in Web interface

u-Ring Configuration Auto-refresh Refresh

Delete	Instance	Type	Master	East		West	
				Port	Edge	Port	Edge
Delete	1	u-Ring	<input type="checkbox"/>	1		2	
Delete	2	u-Ring	<input type="checkbox"/>	4		3	
Delete	3	u-Ring	<input type="checkbox"/>	10 (Fiber2)		11 (Fiber3)	
Delete	4	Sub-Ring	<input type="checkbox"/>	6			
Delete	5	u-Chain	<input type="checkbox"/>	5	<input type="checkbox"/>	9 (Fiber1)	<input type="checkbox"/>

Add New Instance

Save Reset

Figure 4: u-Ring Type

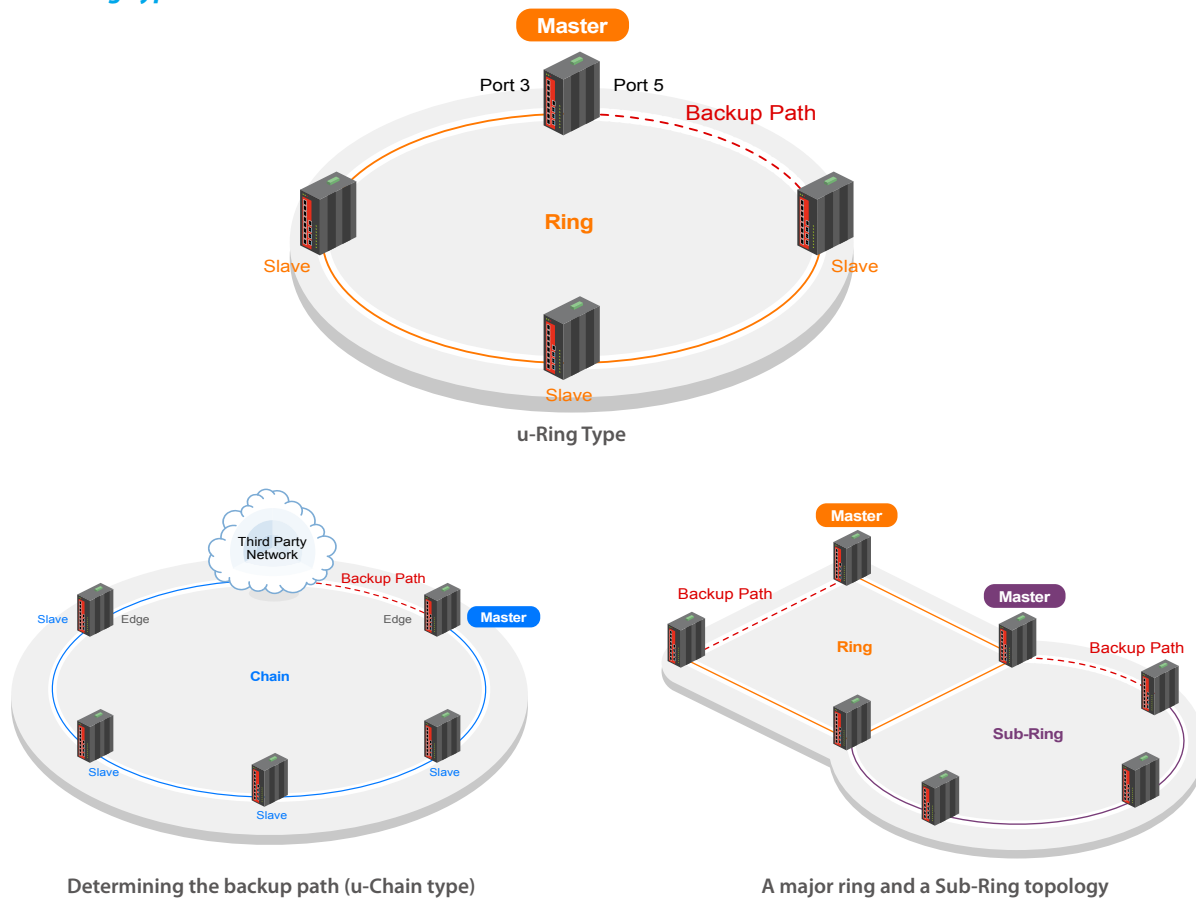
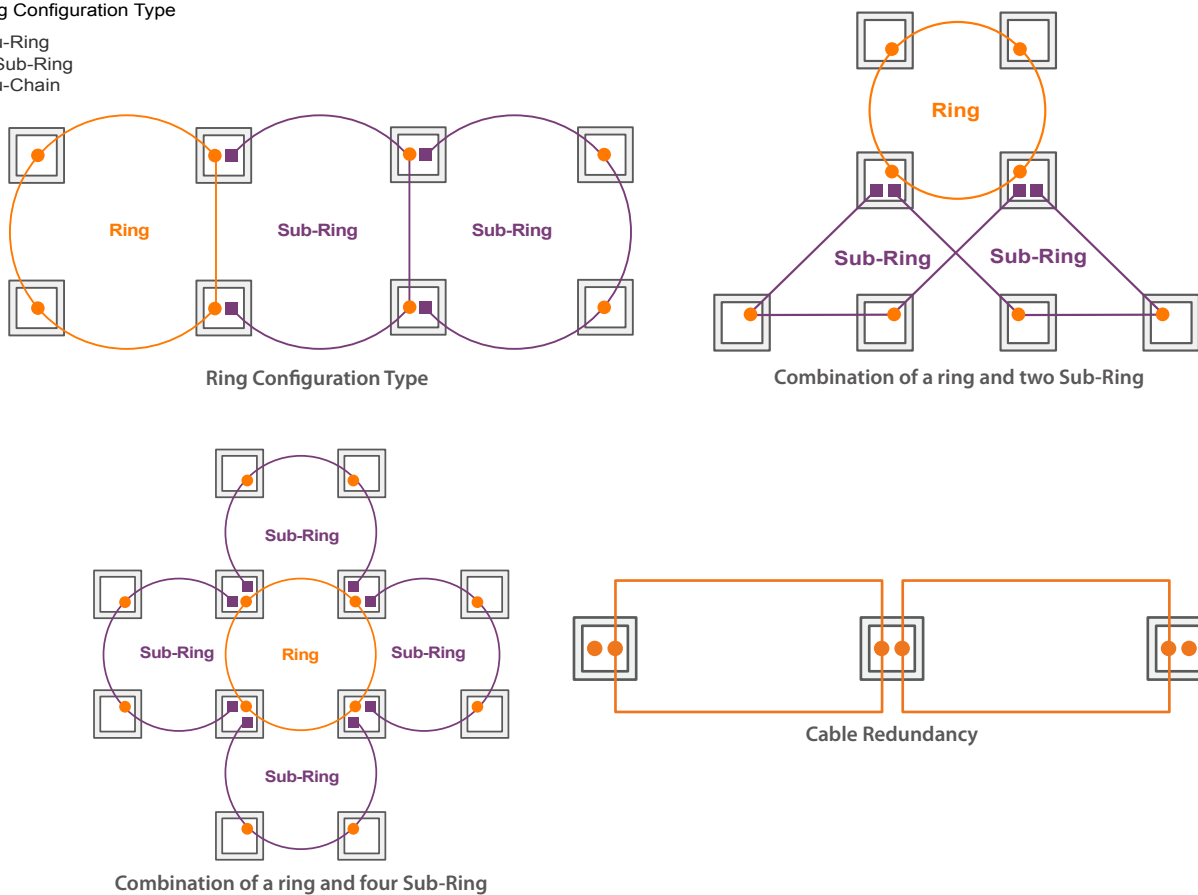


Figure 5: Ring Configuration Example

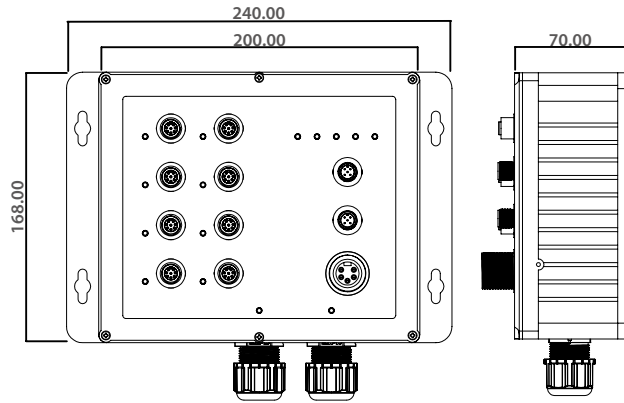
Ring Configuration Type

- u-Ring
- Sub-Ring
- ▲ u-Chain

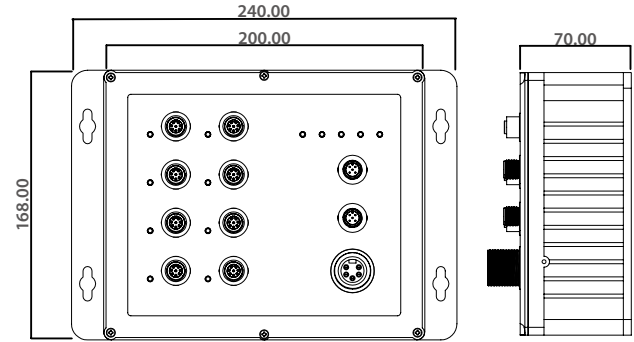


Dimensions

ITP-G802SM



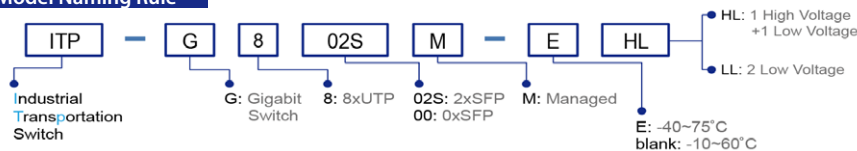
ITP-G800M



Ordering Information

Model Name	Managed	IP67	Total Port	UTP Port M12		Fiber Port	Power Supply		Certification			Shock Vibration IEC61373	Operating Temperature
				10/100/1000 Base-T(X)	100/1000 Base-X		Low Volt 12/24/48VDC (8.4~60VDC)	High Volt 110/220 VDC 110/220 VAC	EN50155 EN50121-4	UL60950-1	EN61000-6-2 EN61000-6-4		
ITP-G802SM-LL	V	V	10	8	2 SFP	2	—	V	Plan	V	V	V	-10~60°C
ITP-G802SM-HL	V	V	10	8	2 SFP	1	1	V	Plan	V	V	V	-10~60°C
ITP-G802SM-ELL	V	V	10	8	2 SFP	2	—	V	Plan	V	V	V	-40~75°C
ITP-G802SM-EHL	V	V	10	8	2 SFP	1	1	V	Plan	V	V	V	-40~75°C
ITP-G800M-LL	V	V	8	8	—	2	—	V	Plan	V	V	V	-10~60°C
ITP-G800M-HL	V	V	8	8	—	1	1	V	Plan	V	V	V	-10~60°C
ITP-G800M-ELL	V	V	8	8	—	2	—	V	Plan	V	V	V	-40~75°C
ITP-G800M-EHL	V	V	8	8	—	1	1	V	Plan	V	V	V	-40~75°C

Model Naming Rule

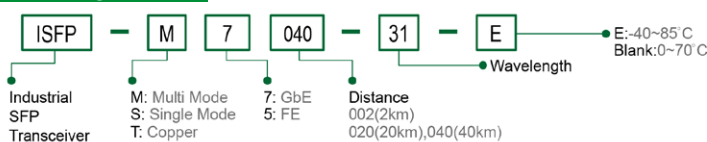


Accessories

DRP-240-48 Industrial Power, Input 85 ~ 264VAC, Output 48VDC, 240W, -10 ~ +70°C

SFP Transceiver Compatible, Reliable, 5-year Warranty

SFP Naming Rule



Specifications & design are subject to change without prior notice. Please visit CTC Union website for more details.